

Massage Chair

LT-328 User's Guide

K: 100%



K: 62%

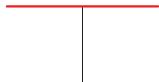


K: 40%





————● 1-20

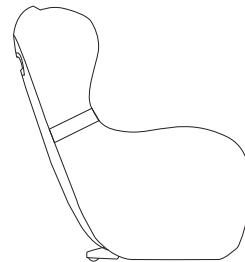


Specification

Name	Massage Chair	Item	LT-328
Timer	15min	Generic Name	Home use massage chair
Power	60W	Weight	37Kg
Voltage	120V~ 50/60Hz	Chair Material	ABS, Metal
Size	960*630*1020mm	Cover Material	Synthetic Leather, Chemical Fiber Fabric
Function	* Massage, Shiatsu, Kneading, for home use. * Release Fatigue, Promote blood circulation, relieve muscle pain.		

Contents

Thank you for purchase our massage chair.
Please read the user's guide (operating manual) before use.





SAFETY PRECAUTIONS	2-9
COMPONENTS AND DESCRIPTIONS	10-12
HOW TO USE	13-15
CARE AND STORAGE	16
TROUBLESHOOTING	17
SERVICE	18
CUSTOMER SERVICE AND WARRANTY	19
SPECIFICATIONS	20




- This product is designed for home use.
- If you and any abnormal condition, such as fire etc, please stop operation immediately and unplug the chair from the wall outlet.

SPECIFICATIONS

- Be sure to read this manual thoroughly in order to operate the product correctly.
- The manual contains important information about how to use the chair safely and correctly, avoiding possible damage to property or injury to persons using the chair and others.
- To clearly indicate the degrees of danger and damage, symbols “WARNING” and “CAUTION” should shown below to highlight important safety instructions.

 WARNING	This action could result in serious injury or death
 CAUTION	This action could result in minor personal injury or damage to property

[SYMBOLS]

	Symbol is to inform you the content of “WARNING” and “CAUTION” (The symbol on the left means “read the “WARNING” and “CAUTION” before use”)
	⊘ This is to explain the content of Prohibited: (This symbol on the left means “ Do not disassemble”
	This is to explain the content of Required Action

CUSTOMER SERVICE AND WARRANTY

Any question on customer service, please contact vendors Service Center

Warranty Card	Be sure to get your warranty card from the vendor Please complete the form and fill in your purchase date and the store name. Please read the contents carefully and keep it in a safe place. This product is warranted for one year from the date of purchasing.	
On Site Service	Under warranty	Please contact the authorized service center to repair your product against the warranty card
	After warranty	If the product can be repaired, we will repair it as you required
Warranty on auxiliary parts	Parts are available for 5 years after the cease of production. Parts here are those necessary components for product normal operation	
Moving to a new place	If there is not service center in your new area, please contact the vendor for the nearest service center	
Consist of Service Cost (After warranty)	Cost=Labor cost + parts cost	
	Labor cost	Cost to repair the product including labor, on site product testing and administration
	Parts cost	Cost of parts and other components which are necessary for repairing

SERVICE

Any information on product repair, please consult the vendor or the customer service center.

- On site maintenance and auxiliary parts please contact the service center above or the nearest area service centers
- For correct response to customers, your calling may be recorded
- Your requirement and private information may be informed to relevant service centers
- In case of on site maintenance, please contact our Service Center

FRIENDLY REMINDER



If the product were used for a long period of time, please check whether the product operates normally before use

Whether the product has such kind symptoms

- Power cord or plug is overheating
- With smell of burning
- Power cord is deformed
- With abnormality

To prevent malfunction or accident, please turn off the main power switch and unplug the power plug from the wall outlet. Contact the vendor for assistance. Please consult the vendor for labor cost

※ We do not accept liability for any other losses, direct or indirect caused by incorrect operation and the third party.
The updating of product is subject to change without notice
※ The color of the product in publishing is only for reference

● Remember to keep the manual in an easily accessible place.

WARNING

If you find abnormal condition, please stop operation immediately. Electric shock or fire may result in if the chair is operated under such circumstances. Please turn off the main power switch on the chair and unplug the chair from the wall outlet. Contact the vendor for inspection or repairing.



- If there is a threat of lightning, abnormal noise (any abnormality), turn off the main power switch. For the safety, contact the vendor for inspection. Do not try to repair any malfunction of the chair.



- Any moisture into the chair.
- Any obstacle into the chair.
- Any drooping down, tipping over or broken on the out housing.

CAUTION



REQUIRED ACTION

- If you feel uncomfortable during operation, please stop using immediately. Consult with your doctors.
- Use the chair only when it is placed on a flat surface.
- Before operation, make sure the switch is in order. Or it will result in injury and accident.

SAFETY PRECAUTIONS



WARNING

 PROHIBITED	<p>The following persons must not use this product.</p> <p>Person who has thrombosis, serve aneurism, acute varicosity or skin infection, including inflammation of the hypodermis.</p>
 ACQUIRED ACTION	<p>Persons with any of the following conditions should seek medical advice before using</p> <ol style="list-style-type: none"> 1 People who have electronic medical devices easily susceptible to electromagnetic interference 2 People with malignant tumors 3 People with serious heart disease 4 Woman who is in menstrual period or pregnant 5 Sensory disturbance caused by peripheral circulatory disorder due to diabetes 6 People with sensory disturbance 7 Persons being treated for personal injury 8 High fever (38°C or higher), such as acute inflammation, high blood pressure or chills 9 Persons with sickness or under bed rest orders 10 Osteoporosis, spinal fractures and acute pain 11 Inflammation due to sprains and muscle strain <p>It is not recommended for those who are in uncomfortable or sickness</p> <p>Keep massage to no more than 15 minutes in length. Do not continue to massage an area specific or any particular of your body. Please stoop for at least 30 minutes before reuse. Continue using for extend periods of time can result in over-simulation on muscles and nervous.</p>

TROUBLESHOOTING

Before ask for repair, make sure if there is still a problem after trying the solutions given in this troubleshooting guide. Contact the vendor or your nearest service center for assistance.

PROBLEM	CAUSES	REMEDY
<p>Noise during operation</p> <p>Air flow sound</p> <p>Low humming sound</p> <p>Tick tack sound</p> <p>Air pump sound</p>	<p>Parts are in working</p> <p>Airbags inflating/deflating</p> <p>Solenoid valves are in working</p> <p>Pump is in working</p>	<p>This is parts of design and will not have effect on operation</p>
<p>The chair can not operate</p>	<p>The power cord has disconnected</p> <p>The switch is on "OFF" position</p>	<p>Plug in the chair</p> <p>Switch on the power</p>
<p>Functions stop during operation</p>	<p>Time up and all of massage program back to standby</p>	<p>Restart the program after 30 minutes</p>

CARE AND STORAGE

CLEAN

- In the event of cleaning the product, please disconnect the power plug
- Wipe the chair and control panel with soft cloth
- If the chair is soiled please wipe with damp cloth with just a little water or neutral detergent and then wipe it with dry cloth

CAUTION

- Do not place the chair in high humidity, sunlight or dirty environment
- Do not use petrol, thinner, alcohol alkaline detergents or bleaching agent to clean the product as this will result in fade and deteriorated.

DISPOSAL OF WASTERS

- For disposal of wasters please follow the local rules

NOT IN USE AFTER LONG TIME

- Please store the chair after unplugging.
- Do not damage the power cord and control panel during storage.
- Please store the chair in a dry place after wiping off the dust and ash.



WARNING

 FORBIDDEN WET HAND	Do not touch outlet, plug and power cord with damp hands or it will cause electric shock and malfunction
 GUARD AGAINST DAMP	Do not spill water or other liquid on the chair. Do not place it in the humid environment like bathroom. It may result in electric shock or malfunction
 REQUIRED ACTION	Make sure no one especially pets is in the way when operation
 DO NOT DISASSEMBLE	Do not try to disassembly or repair the chair, power cord and controller. It may result in fire and malfunction
 PROHIBITED	Do not destroy the power cord. The power cord should not be broken or damaged. Don't bend, stretch, twist or wrap the power cord. Do not hang up objects on the power cord. The broken cord will result in electric shock, short circuit or fire.

SAFETY PRECAUTIONS



WARNING



PROHIBITED

This product is not intended for use by children and persons with reduced mental capabilities.
Keep children and persons with reduced mental capabilities away from the chair during operation.

Do not use the product with anything other than an AC120V power source.
Do not wrap the power cord around the main body or it will result in electric shock, short circuit and fire.

Do not let children sit and play on the product or it will result in injury and malfunction.

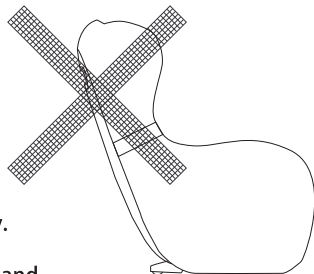
During the operation, do not put your fingers into the gap between the housing and cushion or it will result in injury and accident.

Do not use the chair to massage head or stomach, or it may result in nausea or injury.

Do not use the chair unclothed.
It may harm your skin.

Do not put the hands or legs between the gap of chair and ground to avoid hurt or injury.

Do not twine the power cord to the chair base and put cord between the gap of chair and ground.



※ Sit as far back in the seat as possible before starting your massage.

Always retract the airbags after use.

※ Do not press more than 1 button at a time

※ Order light will light up during operation and turn off after ending massage

※ Keep massage to no more than 15 minutes in length. Please stop for at least 30 minutes before reuse.

Turn off the switch at the bottom of the chair back after use.

Please unplug the chair when not in use for a long time.

NOTE

※ Children use under Adult Supervision

※ Do not put your fingers into the gap between the housing and cushion or it will result in injury and accident

※ Press "STOP" button is only to stop massage.

The chair now is in standby.

Turn off the switch located at the bottom of the back to switch off the power.

HOW TO USE

Power On

- 1
 - Insert the plug into the outlet
 - Turn on the ON/OFF switch on the chair located at the bottom of the backrest.

Button

- 2 Press the buttons on the control panel to choose favorable function
- 3 The chair will automatically stop when the time is up.
15 minutes later air bag stop inflation/deflation and the programs stop
- 4

Stop the machine during operation






➡

Press "STOP" button

➡

Stop massage

If you feel uncomfortable during operation, please stop using immediately. Consult with your doctors.

 CAUTION	
 ACQUIRED ACTION	<ul style="list-style-type: none"> ● In the event of power failure, switch off the main switch and disconnect the power plug to prevent any sudden operation if the power is restored unexpectedly.
	<ul style="list-style-type: none"> ● Do not touch outlet, plug and power cord with damp hands
	<ul style="list-style-type: none"> ● After use or in the event of power failure, please disconnect the power plug to prevent electric leakage, electric shock and accident. ● In the event of cleaning the product, please disconnect the power plug to prevent electric shock and fire. ● When disconnecting the power plug from the socket, be sure to hold the plug instead of pull over the power cord. Or it will result in electric shock, short circuit and fire. Please check power plug and power cord as schedule.
 PROHIBITED	<ul style="list-style-type: none"> ● Do not use the product immediately after drinking and dinner. Or it will result in uncomfortable ● Do not hang up heavy objects with power cord and control wire. Do not drop the controller or it will result in electric shock and fire ● Do not use the product near the fire or heater device. Do not smoke while you are using. Do not place the product on the floor where there is underground heating or other heating device. Or it will result in fire.

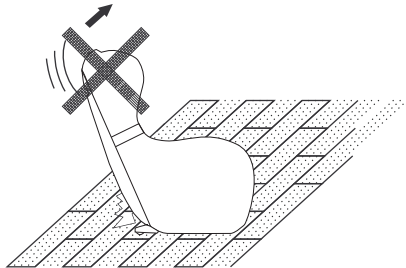
SAFETY PRECAUTIONS

CAUTION



PROHIBITED

- Do not pull or scratch the fabric cover with sharp implement, like knife, it will result in injury and malfunction
- Do not unduly twist stretch the power cord or it will result in fire
- Should any broken on the power cord and power plug or any loosen on the outlet, please do not use the product. Or it will result in electric shock, fire and accident
- Do not put your fingers and foot into the gap between the swivel and the chair
- During the operation, do not put your fingers into the gap between the housing and cushion or it will result in injury and accident
- Do not force overloading on each function course. It will result in injury and accident
- Do not use the product when you fall in asleep. Use with unconsciousness will result in injury and uncomfortable.
- Do not unduly pull over the product from the wooden floor, carpet or other place which is easily scratched.
- Please carry and place the product carefully to avoid scratching the floor



HOW TO USE

BEFORE USE

- Check whether the product is broken
- Place the product on the flat floor



CAUTION



PROHIBITED

- ※ Do not move the chair when it is in use.
- ※ Do not pull over the chair on the floor or move the chair by pulling the power cord.



CAUTION



ACQUIRED ACTION

- ※ Check whether the power cord is broken.
- ※ Before plug in the chair, check whether the switch in on the "OFF" position

COMPONENTS AND DESCRIPTIONS

Program	Description
Sleeping	This selection is recommended for those who feels somnolent, hard to sleep to use at home.
Vitality	This selection is recommended for those who are melancholy or who feel a lack of energy.
Knead/Tap	Use massage roller simulate hand to knead/Tap/knead and tap
Full/Partial	Change the massage position to partial or point, use up and down button to select.
Air pressure	3 levels air massage strength selection. It's from soft to middle and Strong.
Heating	The roller have heating function

Note

- ※ Do not press more than 1 button at a time
- ※ Sit as far back in the seat as possible before starting your massage.
- Always retract the airbags after use
- ※ Do not spill water or other liquid on the control panel
- ※ Do not force overloading on the product. It will result in injury or malfunction



CAUTION



PROHIBITED

This product is for house use and not for commercial purposes.

Do not operate the product with blanket covered.
Excessive heating will occur and cause fire and accident

Make sure the well connection between the plug and the outlet.
Wipe dust away from them.
Or it will result in electric shock, short circuit or fire.

Do not stand or step on the product. Do not force overloading on the product.
Or it will result in injury, malfunction and accident

Do not use the product near fire resource or flammable gas.
Or it will result in product distortion, malfunction and fire accident.

Do not use the product where aerosol spray products are being used or where oxygen is being administered. Or it will result in product distortion, malfunction and fire accident.

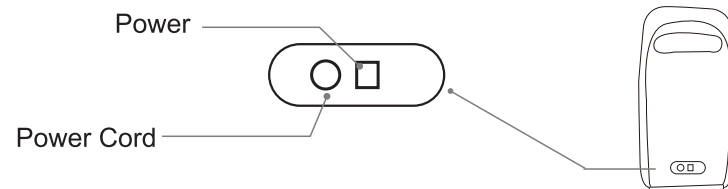
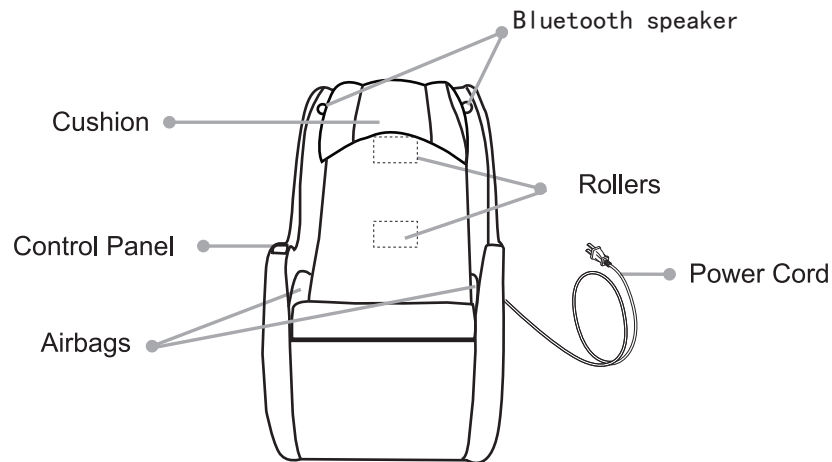
Do not clean or spray the product with abrasive cleaning detergent, alcohol or insecticide. Or it will result in product distortion, electric shock and fire accident.

Please keep children and persons with reduced mental capabilities away from the running product. Or it will result in injury.

This product is not intended for use by persons with reduced mental capabilities or under bed rest orders. It may result in personal uncomfortable.

COMPONENTS AND DESCRIPTIONS

BODY



[Controller]

